

Ålands statistik- och utredningsbyrå (ÅSUB)
Statistics and Research Åland

The shipping industry in figures

Richard Palmer



Globalization and international maritime transport

1. Trade and transport shape the development of the world economy.
2. Shipping determines the geography of globalization.
3. Also, globalization affects the actual structure of the shipping business.

The connection between the shipping business and the nation has become increasingly complex

1. What flag? What register?

2. Who is the owner?

- What business group? What company?
- Is the owner a national company or is the ship indirectly owned by a mother company through a foreign subsidiary?

3. Who controls the ship?

Areas commonly covered by official maritime statistics

1. Shipping fleet
2. Sea passengers
3. Freight
4. Seafarers
5. Ports



Aspects of Åland shipping

	<i>Åland company</i>	<i>Foreign company</i>
<i>Åland/Finnish flag</i>	Åland shipping	Åland shipping?
<i>Foreign flag</i>	Åland shipping?	Foreign shipping

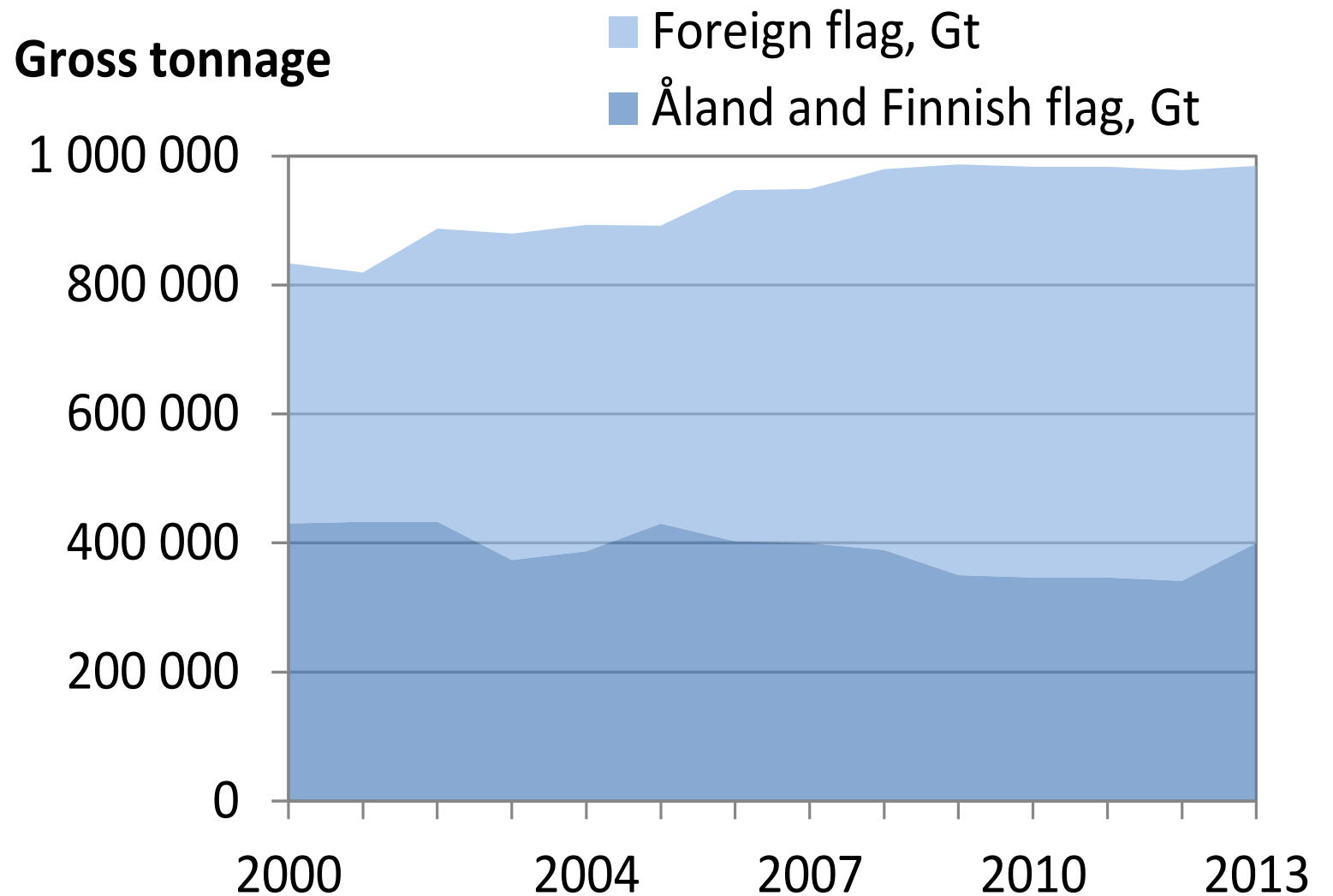


The Åland owned merchant fleet 2000-2013 (Gt ≥ 300)

The Åland owned shipping fleet, including local government-owned ferries, by year and country of registration, 2000-2013.

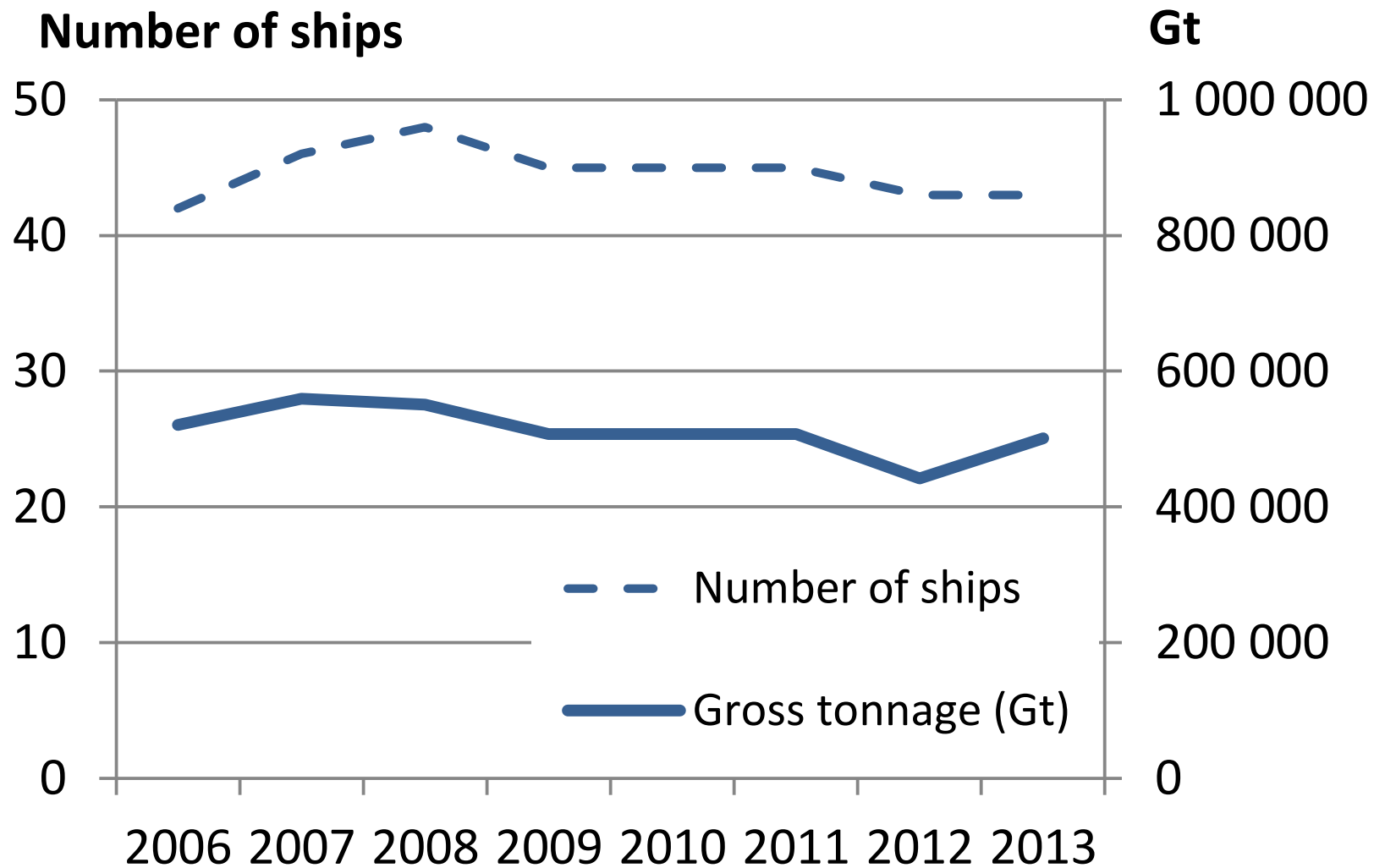
As at 31.12 each year.

Vessels larger than 300 Gt, majority-owned by Åland companies



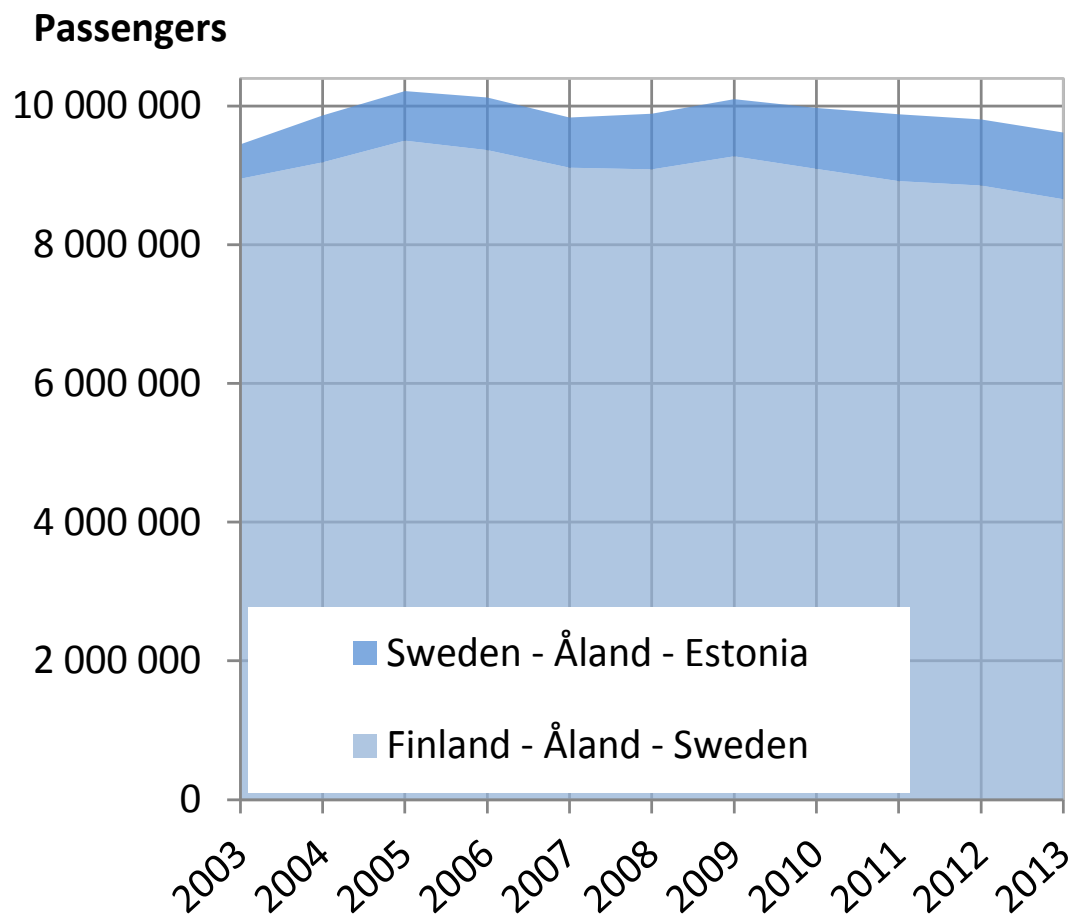
The Åland registered merchant fleet 2006-2013 (Gt ≥ 300)

The Åland registered shipping fleet, including local government-owned ferries, by year and country of registration, 2006-2013. As at 31.12 each year. Vessels larger than 300 Gt



Declining number of tax-free passengers to and via Åland

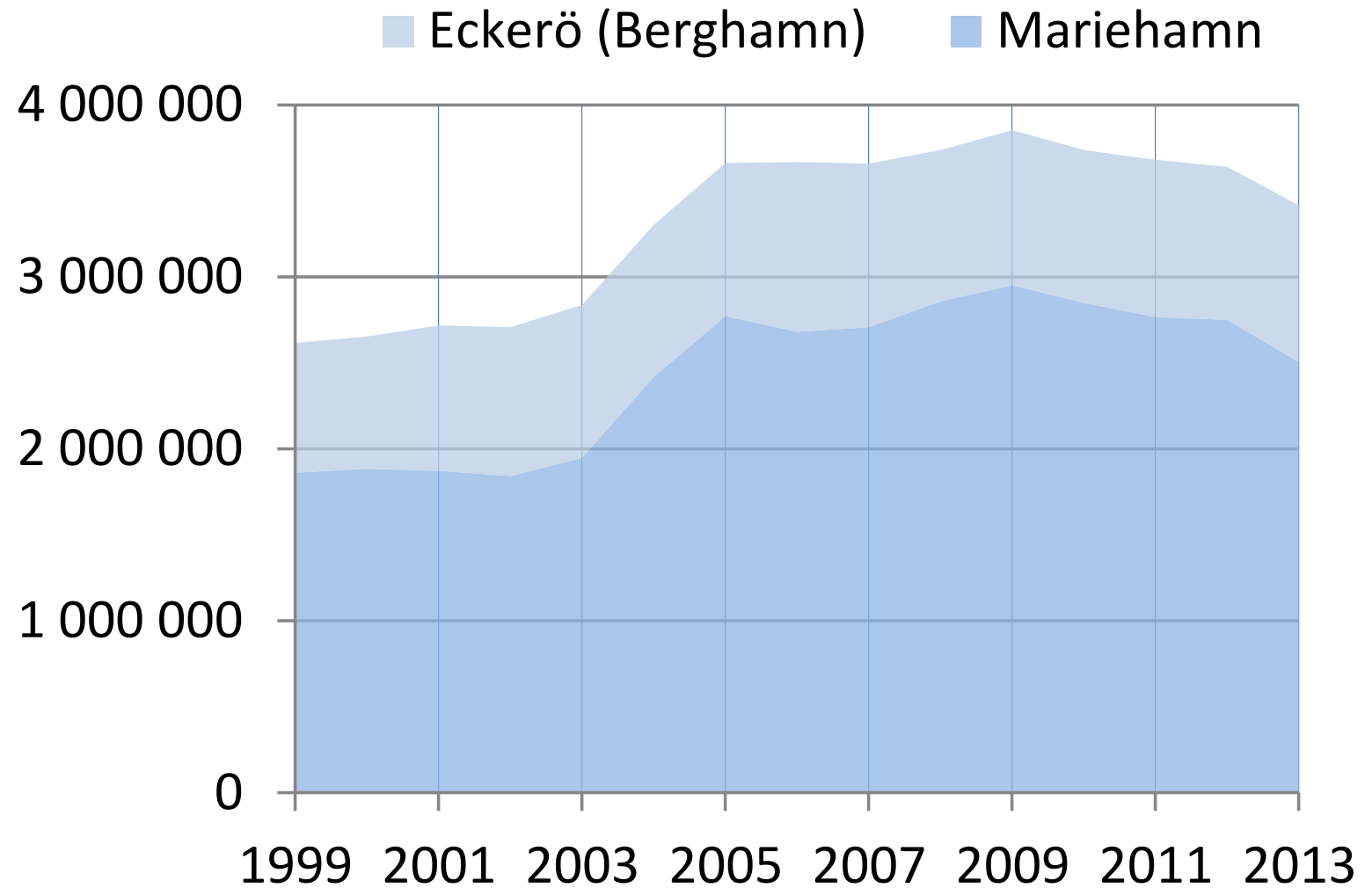
Passengers on tax-free routes to and via Åland 2003-2013, by year and route



Source: Statistics and Research Åland, Statistics Estonia, Finnish Transport Agency

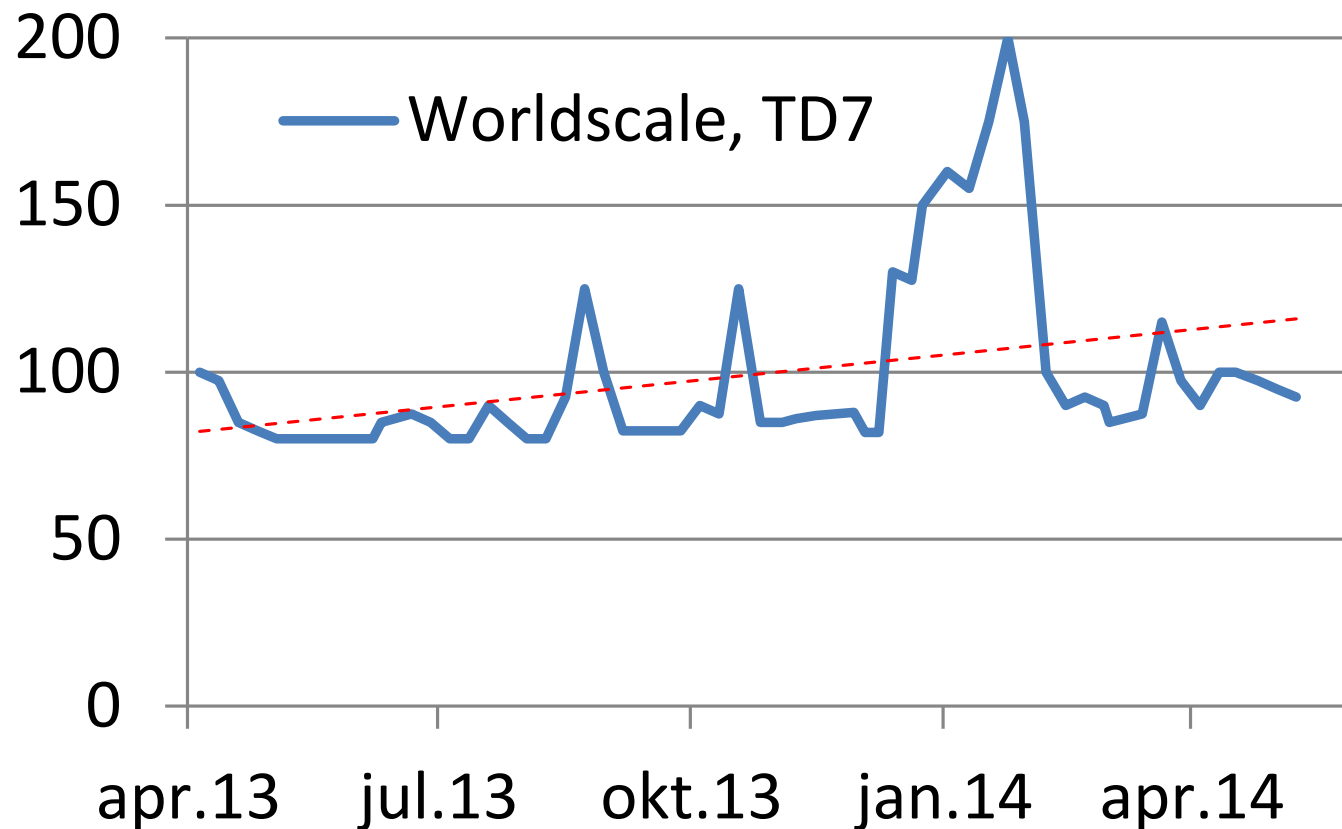
Sea passengers by port

Sea passengers
1999-2013,
by year and port



Index for tanker freight rates slightly up in 12 months

Index for tanker freight rates on routes between NW European ports (Worldscale, Aframax tankers)



Source: www.capitallink.com,
<http://www.braemarseascope.com/market-research/market-information/>



Themes covered in our shipping statistics database (1)

1. General maritime and shipping fleet statistics

- The Åland owned shipping fleet by year, country of registration and gross tonnage
- Åland owned vessels of 300 gross tons and over by name, flag and measurements of weight and size
- Employment in sea transport enterprise
- Sea passengers by year and port
- Passengers on tax-free routes to and via Åland
- Arrivals to Åland

Themes covered in our shipping statistics database (2)

2. Shipping market indicators

- Bunker price index
- Index of international dry bulk freight
- Container ship index
- Index for tanker freight rates



For more information
please visit

www.asub.ax



www.facebook.com/AASUB